REVISIONS		
ISS	ZONE	DESCRIPTION\PER REQUEST\DATE
V	OPEN	Open drawings to customers

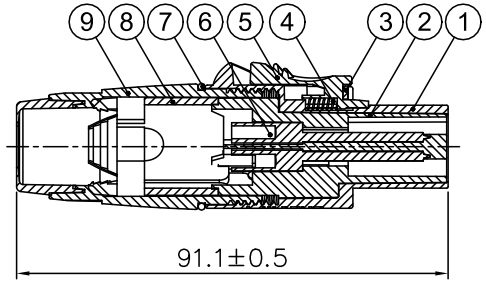

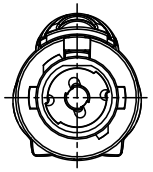

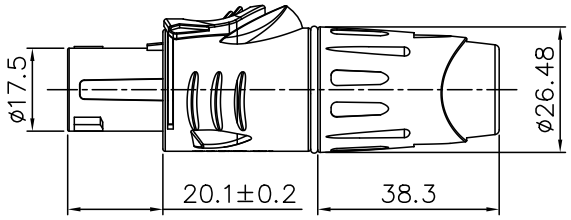

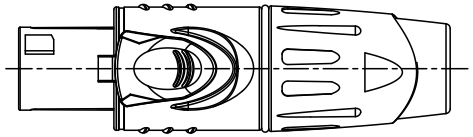

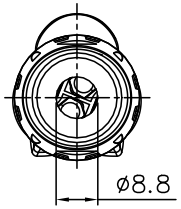

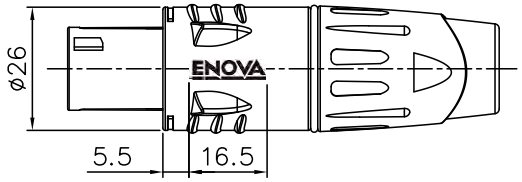

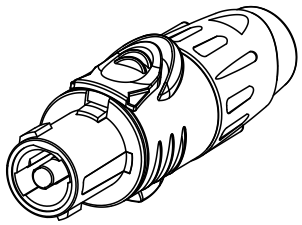

NO.	DESCRIPTION	MATERIAL	FINISH	Q'TY	DRAWING NO.
9	CAP+BOOT	PA6+TPR	(BK+OR)	1	
8	CABLE CLAMP	PA	(WHITE)	1	
7	O-RING	SILICON	(RED)	1	
6	PIN	H59-1	(SILVER)	4	
5	PUSH BUTTON	ZZnAl4-0	(NICKEL)	1	
4	SPRING	SPRING STEEL	∅2.4x∅1.8x9.5	1	
3	LOCK RING	PHOSPHOR BRONZE	(NICKEL)	1	
2	PLASTIC BODY	PA	(BLACK)	1	
1	DIE-CAST SHELL	ZZnAl4-0	(NICKEL)	1	

DIMENSIONS ARE IN MILLIMETERS

UNLESS OTHERWISE SPECIFIED TOLERANCES
ANGLES = ±5°
UP TO 6 = ±0.2
6–40 = ±0.4
40–120 = ±0.6
120–315 = ±1
ABOVE 315 = ±1.6

THIRD_ANGLE

SCALE 1/1.5

APPROVE CDG DATE 26.10.2020

CHECKED DS DATE 26.10.2020

DRAWN JIANGZHENTAO DATE 2020-10-16

FILE NO.

ERP LINK:

ENOVA

TITLE
Speaker connector 4 pin, metal housing female 40 amps

PART NO. SP24FN

REV. A1